






Nursery Curriculum Booklet Spring Term 3.1



Communication and Language

What will we be learning about this half term

To learn and use new vocabulary relating to growing

To use correct tenses in our vocabulary

To take part in a group activity independently

To recognise the initial sound of words.

Keywords

Past

Tell

Observe

Features

Caterpillars

butterflies

Grow

cycle

What you could do at home

Watch videos on the life cycle of a butterfly and a bean with your child. Talk about what you can see and ask your child questions.

Model vocabulary relating to the life cycle of a butterfly.

Ask your child what words begin with the letter sound s, a or t for example 's for sun', 'a for apple', 't for tent'.

Useful Websites



Personal, Social and Emotional Development

What will we be

learning about this half term

To talk to others to solve conflict and find a solution.

To make healthy choices.

To elaborate and negotiate a play idea.

To answer questions around the Nursery rules.

Keywords

Rules

Follow

Feelings

Think

Others

Choose

Independent

Together

What you could do at home

Encourage your child to engage in play with other children.

Encourage your child to take part and extend play ideas.

Talk to your child about healthy eating. What is considered healthy and unhealthy? Make a healthy meal with your child and let your child take responsibility of small tasks.

Useful Websites



Physical Development

What will we be learning about this half term

To join in with ring games and group activities.

To take part in physical activities which include hopping, skipping and standing on one leg.

To catch a large ball.

Keywords

Catch

Ball

Hands

Two

Balance

Strength

Stand

Left and right

What you could do at home

Encourage your child to take part in ring games with children to aid confidence and physical development.

Take part in 'Sticky kids' videos on YouTube with your child.

Provide your child with a large ball and practise throwing and catching.

Remember to use an under arm throw to help your child to catch.

Useful Websites



Literacy

What will we be learning about this half term

Phonics– Phase 1 aspect 6 (Voice sounds)

To identify familiar logos.

To write some letters accurately.

To write a shopping list.

To act out a familiar story.

Keywords

Print

Listen

Shopping

Top

Bottom

Writing

Logos

Initial

Sounds

What you could do at home

Expose your child to a wide variety of reading materials– ‘Hungry Caterpillar’, ‘Jack and The Bean Stalk, ‘Who’s my Mummy?’

Practise name writing with your child. Focus on letter formation.

Create a shopping list with your child and go on a shopping trip.

Use pen and paper to create marks. Model how a shopping list is written– from top to bottom.

Useful Websites



Mathematics

What will we be learning about this half term

To link amounts to numerals up to 5.

To place an object in a position when verbally given instructions.

To use mathematical language to describe what they have observed relating to change.

Keywords

1-5

N numeral

More Less

Count

Instruction

Verbal

On top

Under

In front and behind

What you could do at home

Encourage your child to mark make representing numbers to 5.

Work with your child to match numerals 1-5 to quantity of objects.

Using a table, basket, ball and book, instruct your child to place the ball 'on top', 'under' the table.

Instruct your child to place the ball 'in front' of the basket and 'behind' the basket.

Useful Websites



Understanding the World

What will we be learning about this half term

To celebrate Eid and take part in activities.

To know how to plant a seed and how to look after it.

To understand the key features of a life cycle- 'A caterpillar to butterfly'.

Keywords

Changes

Eid

Celebrate

Muslim

Butterfly

Change

Cocoon

Caterpillar

What you could do at home

Discuss what is Eid and how do Muslims celebrate. If you celebrate Eid, encourage your child to talk about this festive occasion.

Explore the book 'The Hungry Caterpillar' with your child. Talk about the changes that the caterpillar undergoes.

Useful Websites



Expressive Art and Design

What will we be learning about this half term

To explore further ways of joining.

To draw what I have observed relating to growing.

To build enclosures using small world resources focusing on the book 'Who's My Mummy?'

To be able to explain what happens when colours mix.

Keywords

Safely

Control

Join

Materials

Animals

Who

Question

Baby and mummy

What you could do at home

Encourage your child to create observational drawings of wildlife and plants you can see outdoors.

Talk to your child about farm yard animals. Can your child name any animals?

What is a baby cow called/baby sheep/baby horse, baby pig called?

Look at pictures using your home iPad/tablet/phone.

Useful Websites

