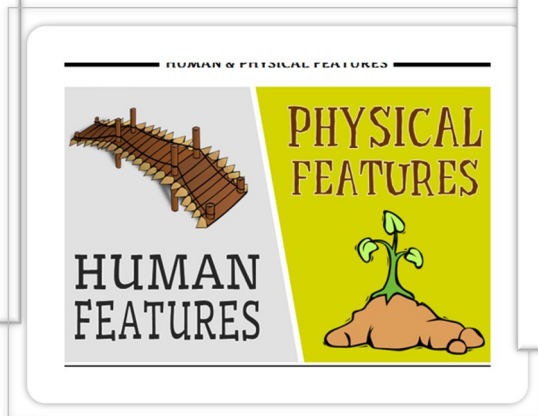





Year 1 Curriculum Booklet Spring Term 3.1



	Autumn 1	Autumn 2	Spring 1	Spring 2	Summer 1	Summer 2
School value	Respect	Honesty	Friendship	Commitment	Understanding	Equality
Art and Design	Portraits Shape, line and colour	NA	Understanding Identity Form and line	NA	Expressing yourself. Form and Texture	NA
Design Technology	NA	Free-standing Structures	NA	Sliders and levers	NA	Preparing fruit and vegetables.
Computing	Online Safety	We are Treasure Hunters	Sphero Robot Wars	We are Story-tellers	Drawing-Word Art	Photo- Everyday Objects
English Reading	Traction Man is Here Naughty Bus	The Three Little Pigs	Jack and the Beanstalk	The Great Balloon Halbaloo Emma Jane's Aeroplane	George and the Dargon	Handas Surprising day
English Writing	Narrative Instructions	Narrative Letter Poetry	Narrative Non-chronological report Poetry	Narrative Recount	Narrative Letter	Narrative Non-chronological report Poetry
Geography	Weather	NA	Aerial photographs, maps, compass points	NA	Human and physical geography of Aston	NA
History	NA	Are Ipads more fun than my grandparents old toys?	NA	How has flight made our lives better?	NA	How has Aston changed over time?

	Autumn 1	Autumn 2	Spring 1	Spring 2	Summer 1	Summer 2
Mathematics	Place values— numbers to 20	Addition and Subtraction Shape Time	Place Value Numbers to 50 Addition and subtraction within 20	Addition and Subtraction with- in 20 Length ,Height, Weight, ,capacity and volume	Place Value to 100 Fractions Multiplication and Division	Money Position and Diction Time
Music	Hey you Old school Hip -Hop	Rhythm in the Way We Walk and the Banana Rap Reggae	In the Groove Blues, Baroque, Latim, Bhangra, Folk, Funk	Round and Round Bossa Nova	Your Imagina- tion Pop	Exploring Sound— Timbre
Physical Education	Team building Fundamentals	Dance Fitness	Yoga Ball skills	Gymnastics Ball Skills	Athletics Target Games	Athletics Target Games
Personal, Social, Health, Economic Education	What makes a good friend?	Who is special to us?	What helps us to stay healthy?	What can we do with money?	Who helps to keep us safe?	How an we look after each other?
Religious Education	Cultivating inclusion, identity and belonging Being thankful	Being modest and listening to others Expressing joy	Being fair and just Being accounta- ble and living with integrity	Being coura- geous and confi- dent Being loyal and steadfast	Remembering roots Being hopeful and visionary	Being curious and valuing knowledge Open honest and truthful
Science	How is each material different?	How are mate- rials suited to different pur- poses	What do ani- mals have in common	What do animals have in com- mon?	How are plants differ- ent?	How does electricity help us? Where does light come from?

Art and Design

What will we be learning about this half term

This half term, children will be learning all about sculpture. Firstly, they will begin by exploring how to manipulate the clay to create form. They then will use the techniques they have acquired to create a sculpture of themselves.

Keywords

Sculpture

Clay

Manipulate

Roll

Twist

Press

What you could do at home

Children to create a sculptures of themselves using naturally found objects.

Children to create sculptures of family members or important people using household objects.

Useful Websites



Computing

What will we be learning about this half term

This half term, children will be focusing on digital writing. Children will develop their understanding of the various aspects of using a computers to create and change text. They will familiarise themselves with typing on a keyboard and begin using different tools.

Keywords

Digital Writing

Tools

Keyboard

Toolbar

Difference

What you could do at home

Allow your child to use programs such as Microsoft Word or Paint to write their name in different styles.

Useful Websites



Reading and Phonics

What will we be learning about this half term

This half term, children will continue to focus on word reading which involves using a range of decoding strategies to read words. As children have completed phase 5, this half term they will review the alternative graphemes they have learnt.

Keywords

Decoding,
Phoneme
Grapheme
Harder to read and spell words,
Comprehension,
Retrieval

What you could do at home

Hear your child read every day and fill in their reading journal

Visit the local library and share books to encourage reading for pleasure.

Encourage children to read print in the environment.

Useful Websites



Writing

What will we be learning about this half term

This half term, children will revisit narrative writing with a focus on writing a story with a dilemma. They then will move on to letter writing.

Keywords

Narrative: dilemma, character, plot, setting, beginning, middle, end

Letter: organisational features, address, date, greeting, introduction, main body, conclusion, closing.

What you could do at home

Practise writing simple sentences with adjectives, verbs, capital letters, full stops, question marks and exclamation marks.

Write compound sentences using 'and'.

Practise writing common exception words and forming letters correctly.

Useful Websites



Mathematics

What will we be learning about this half term:

Children will begin the term by learning all about the place value of numbers within 50. Furthermore, they will be learning all about adding and subtracting a one digit number by a two digit number.

Keywords:

Place Value

Tens

Ones

Digit


Part, Part ,Whole

Addition (minus, plus, add, total)

Subtraction (take away, few, less, difference)

What you could do at home:

With your child, you can explore the place value of two digit numbers within 50 using a place value chart.



Useful Websites:



Music

What will we be learning about this half term:

In music, we will be learning the song 'Your Imagination'. It will be used to teach children about different styles of music, which require them to use their imagination. Over the course of the unit, children will learn to sing the song, play the glockenspiels with the song and improvise with the song.

Keywords

Pitch

Tempo

Pulse

Rhythm

Style

Chorus

Vocal

instrumental

What you could do at home

Expose children to different styles of music at home ask them questions about what instruments are being played.

Discuss your favourite genre of music.

Follow and clap out rhythms and children are to copy.

Useful Websites



Physical Education

What will we be learning about this half term:

Children will be learning to develop skills needed for invasion games. In this unit children will develop basic skills required in invasion games such as sending, receiving and dribbling a ball. They will also develop an understanding of attacking and defending and what 'in possession' means.

Keywords

Throwing

Catching

Kicking

Dribbling

Dodging

Finding

What you could do at home:

Children to join in with different invasion skills.

Useful Websites



PSHE

What will we be learning about this half term

This half term children will learn about the people who keep them safe. They will also learn about situations which are unsafe and what to do in these situations. Also, children will learn about how to keep themselves safe.

Keywords

Safety

Emergency services

Safe

Unsafe

Stranger

What you could do at home

Make a poster about what to do in an emergency.

Make a leaflet about how to keep yourself safe.

Useful Websites



Religious Education

What will we be learning about this half term:

This half term, children will be learning to recognise how the past can shape the present and the future. Furthermore, they will be focusing on the importance of having a vision of the future and realistic expectations of these.

Keywords

Roots
Remembrance
Past
Present
Future
Vision
Expectations

What you could do at home:

Talk to you child about your roots and heritage. Explore where in the world your ancestors are from. Moreover, discuss with children the importance of having goals and expectations.

Useful Websites



Science

What will we be learning about this half term:

This half term, children will be learning all about the structure of flowering plants. Children will learn to label the plants .

Additionally, children will be learning about different trees and make simple comparisons between flowering plants.

Keywords

Flowering plant

Deciduous

Evergreen

Roots

Flower

Stem

Structure

Similar

different

What you could do at home:

At home, you can plant some flowers and keep a diary of how the flower grew. You could investigate and label different parts of a flower. Also, you could visit local parks and identify the different types of trees with your child.

Useful Websites

