







Homework overview Summer 3.2 Nursery

W/C: 05.06.23
Key skills
<p>To practise writing your name. Ensure there is a capital letter at the beginning of the name and the rest of the letters are in lower case. You can also encourage your child to write their surname.</p> <p>Adult to role model first</p> <p>Children can practise writing their name on paper, cardboard boxes, on the ground using chalk or using their fingertips in flour.</p>
<div style="display: flex; justify-content: space-around;">   </div>
W/C: 12.06.23
Key skills
<p>To talk about 'People who help us'. Sit with your child and talk about the people who help us and how? These individuals can be family members or people that you know.</p> <p>How has this individual helped you? Can you draw them a picture as a thank you.</p>
W/C: 19.06.23
Key skills
<div style="display: flex; justify-content: space-around;">     </div> <p>Choose one person who help us- this can be a Fire fighter, Paramedic, Police-officer or a Doctor. Use an internet search engine to find out more about their job.</p>
W/C: 26.06.23
Key skills
<p>Talk about the different emergency services with your child and what their roles are. How do we get help in an emergency situation? Think of an emergency situation then use a toy phone to practise making a 999 call.</p>

Stress to your child that we only ring 999 if there is a real emergency and it is not to be taken advantage of.

W/C: 03.07.23

Key skills

Using large cardboard boxes and other junk materials, assemble them together to make your very own emergency vehicle. Paint or decorate and add any gadgets



you may need to tackle emergencies. Don't forget to share your creation on Tapestry .

W/C: 10.07.23

Key skills

To be able to dress independently.

Encourage your child to choose their own clothing whilst making sensible choices depending on the weather. Encourage your child to put on their clothes and button up any tops or trousers. You may assist them if they are struggling.

Learning to dress independently is an important life skill. It gives your child a sense of achievement to master a new skill.

W/C: 17.07.23

Key skills

Order 3 objects according to their size from the 'smallest' to the 'biggest' with your child. These objects can be items found around the house for e.g. blocks, toys or food boxes.