
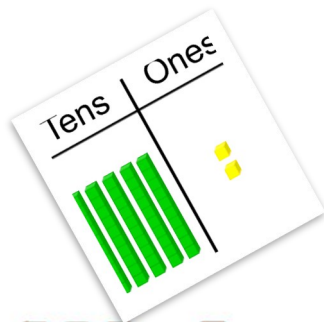




Year 1 Curriculum Booklet

Autumn Term 1.1



Welcome to Year 1



	Autumn 1	Autumn 2	Spring 1	Spring 2	Summer 1	Summer 2
School value	Respect	Honesty	Friendship	Commitment	Understanding	Equality
Art and Design	Portraits Shape, line and colour	NA	Understanding Identity Form and line	NA	Expressing yourself. Form and Texture	NA
Design Technology	NA	Free-standing Structures	NA	Sliders and levers	NA	Preparing fruit and vegetables.
Computing	Technology Around Us	Digital Painting	Sphero Robot Wars	Grouping Data	Digital Writing	Programming Animations
English Reading	Traction Man is Here Naughty Bus	The Three Little Pigs	Jack and the Beanstalk	The Great Balloon Hulla-balloo Emma Jane's Aeroplane	George and the Dragon	Handa's Surprising day
English Writing	Narrative Instructions	Narrative Letter Poetry	Narrative Non-chronological report Poetry	Narrative Recount	Narrative Letter	Narrative Non-chronological report Poetry
Geography	Weather	NA	Aerial photographs, maps, compass points	NA	Human and physical geography of Aston	NA
History	NA	Are iPads more fun than my grandparents old toys?	NA	How has flight made our lives better?	NA	How has Aston changed over time?

	Autumn 1	Autumn 2	Spring 1	Spring 2	Summer 1	Summer 2
Mathematics	Place values— numbers to 20	Addition and Subtraction Shape Time	Place Value Numbers to 50 Addition and subtraction within 20	Addition and Subtraction with- in 20 Length ,Height, Weight, ,capacity and volume	Place Value to 100 Fractions Multiplication and Division	Money Position and Direction Time
Music	Hey you Old school Hip -Hop	Rhythm in the Way We Walk and the Banana Rap Reggae	In the Groove Blues, Baroque, Latim, Bhangra, Folk, Funk	Round and Round Bossa Nova	Your Imagina- tion Pop	Exploring Sound— Timbre
Physical Education	Team building Fundamentals	Dance Fitness	Yoga Ball skills	Gymnastics Ball Skills	Athletics Target Games	Athletics Target Games
Personal, Social, Health, Economic Education	What makes a good friend?	Who is special to us?	What helps us to stay healthy?	What can we do with money?	Who helps to keep us safe?	How an we look after each other?
Religious Education	Cultivating inclusion, identity and belonging Being thankful	Being modest and listening to others Expressing joy	Being fair and just Being accounta- ble and living with integrity	Being coura- geous and confi- dent Being loyal and steadfast	Remembering roots Being hopeful and visionary	Being curious and valuing knowledge Open honest and truthful
Science	How is each material different?	How are mate- rials suited to different pur- poses	What do ani- mals have in common	What do animals have in com- mon?	How are plants differ- ent?	How does electricity help us? Where does light come from?

Art and Design

What will we be learning about this half term

Creating self-portraits.
Children will use observation skills to draw as well as exploring line and colour when completing their final self-portraits.

Keywords

Portraits
Features
Painting
Drawing
Sketching
Thick/ Thin
Fine Lines
Colours
Light/ Dark
Blend

What you could do at home

Children can experiment with line and colour to create an abstract self-portrait.

Children can create portraits of family members.

Children can use collage materials to create a self-portrait.

Useful Websites



Computing

What will we be learning about this half term

To understand that rules help us to stay safe online and in the real world.

To understand that unkind online behaviour can upset people.

To log in and out of a computer independently using a username and password .

To independently use the basic tools in Microsoft Paint to draw a simple picture and to save their work with a suitable file name.

Keywords

Online Safety

Responsible adult

Scared

Bully

Cyber bully

Worry

Report

Keyboard

Trackpad

Username

Password

Log in/ out

Shape Tool

Line Tool

Save

File Name

What you could do at home

Talk about how your child can stay safe online at home

To use the paint tools to create a picture of their favourite character

Useful Websites



Reading and Phonics

What will we be learning about this half term

This half term, children will be focusing on word reading which involves using a range of decoding strategies to read words. We will be teaching the following graphemes:

ay, ou, ie, ea

oy, ir, ue, aw

wh, ph, ew, oe

au, ey, a-e, e-e

Keywords

Decoding

Phoneme

Grapheme

Harder to read and spell words

What you could do at home

Hear your child read every day and fill in their Reading Journal.

Visit the local library and share books to encourage reading for pleasure.

Encourage children to read print in the environment.

To support your child with phonics, our first workshop will be dedicated to the new ELS phonics Scheme. You will find out further information nearer the time.

Useful Websites



Writing

What will we be learning about this half term

Writing clear instructions.

Think, say and write a sentence with a time adverbial.

Use an opener in a sentence.

Use capital letters and full stops correctly in all sentences.

Use adjectives to describe a noun.

Keywords

Instructions

Openers

Time Adverbials

Capital letter

Full stop

Sentences

What you could do at home

Practise writing simple sentences with capital letters and full stops.

Verbally practise using story language in sentences.

Practise letter formation for handwriting.

Useful Websites



Geography

What will we be learning about this half term

To understand different types of weather, especially the weather in the United Kingdom.

To record weather on a chart, identify patterns and make comparisons.

Keywords

Temperature
Thermometer
Hot/ Cold
Sunny/ Cloudy/ Windy/ Rainy
Overcast
Foggy
Stormy
Snow
Hail
Thunder
Seasons/ Autumn/ Spring/ Summer/ Winter
Wind
Compare
Rainfall

What you could do at home

Watch the weather forecast together or look up the local weather online or on an app.

Discuss the weather, talk about what clothes we wear based on the weather, make a weather diary.

Useful Websites



Mathematics

What will we be learning about this half term

To partition two digit numbers within 20.

Represent two digit numbers using a range of Mathematical resources.

Identify the number of tens and ones in two digit numbers.

Keywords

Place value

Tens

Ones

Digit

Part, Part Whole

What you could do at home

Use practical resources to represent two digit numbers.

Talk about numbers to 20 and how many tens and ones there are.

Useful Websites



Music

What will we be learning about this half term

Listen and Appraise the song Hey You! which is written and composed by Joanna Mongona and other Hip Hop songs.

To use musical instruments.

Perform in small groups.

Keywords

Pulse

Rhythm

Pitch

Tempo


What you could do at home

Talk to your child about various instruments.

Listen to different child friendly music pieces and discuss what genre of music it is.

Talk about the pulse, tempo and pitch of the song.

Useful Websites



Physical Education

What will we be learning about this half term:

To use counts of 8 to move in time and make my dance look interesting.

To explore pathways in my dance.

To create my own dance using, actions, pathways and counts.

To explore balance, stability and landing safely.

To explore how the body moves differently when running at different speeds.

To explore changing direction.

Keywords

Balance

Dodging

Sprinting

Trust

Communicate

Inclusion

Hopping

Dance

What you could do at home

Human knot game

Jump rope game

Traffic lights game

Simple dance routines to favourite songs

Useful Websites



PSHE

What will we be learning about this half term

Understanding what makes them individual.

Understanding friendships and how they make them feel.

Keywords

Same/different

Friend

Like/dislike

Emotions—angry, happy, unsure

Conflict

What you could do at home

Help your child to identify how they feel in a variety of situations through positive discussions.

Read stories and ask children how characters may feel in different situations.

Useful Websites



Religious Education

What will we be learning about this half term

Understanding what makes us feel that we 'belong'.

Islam, Christianity and other religious beliefs.

Keywords

Belong

Wider family

Community

Faith

Inclusion

Identity

What you could do at home

Identify groups children and families are already involved with, discuss as a family.

Identify groups children find themselves in at school.

Useful Websites



Science

What will we be learning about this half term

Observing changes as the seasons change.

Distinguish between objects and what they are made of.

Identify and name everyday materials.

Compare and group together materials based on their properties.

Keywords

Seasons
Summer
Weather
Dark/ Light
Hot/ Cold
Wood
Plastic
Paper
Water
Metal
Rock
Hard/ Soft
Rough/ Smooth

What you could do at home

Discuss with your child what the weather is like in the Summer, the clothes they wear and the activities they can do.

Look at a variety of different materials. Ask your child to describe them using the above vocabulary.

Useful Websites

