






Nursery Curriculum Booklet

Autumn Term 1.1



Communication and Language

What will we be learning about this half term

To follow a one-part instruction.

To take turns in conversation with an adult.

To hear and recognise sounds in the environment.

Keywords

Instruction

Listen

Follow

Turn taking

Adult

Conversation

Speak

Listen

What you could do at home

Give your child simple instructions, for example: Take off your shoes, Support your child to carry out the instruction given.

Talk to your child, ask them about their nursery day, listen to them and take turns in conversation.

Take part in a sound walk to or from school, what can you hear, cars, birds, people talking?

Useful Websites

Scan the QR codes below



Personal, Social and Emotional Development

What will we be learning about this half term

To play with one other child.

To recognise the emotions happy and sad.

To begin to use one-handed tools safely in nursery.

Keywords

Friendships

Together

Share

Feelings

Happy and Sad

Scissors

Glue

Pencils

What you could do at home

Talk to your child about their peers in nursery, have they made a special friend? Remind them to share and be kind.

Talk about the emotions happy and sad, what makes you happy? What makes you sad?

Support your child using tools at home, pencils, crayons. paint-brushes, glue and child friendly scissors.

Useful Websites

Scan the QR codes below



Physical Development

What will we be learning about this half term

To manage our personal needs independently.

To use one-handed tools for mark making.

To use large muscle movements.

Keywords

Coat

Shoes

Toilet

Wash hands

Pencils

Pen

Mark making

Dancing

What you could do at home

To encourage your child to become independent in using the toilet and washing their hands. Support your child to put on their own coat and shoes.

Support your child in using writing tools such as pens and pencils, holding them with a comfortable tripod grip to make marks on paper.

To take part in dancing, stretching, and moving in a variety of ways to use our larger muscles.

Useful Websites

Scan the QR codes below



Literacy

What will we be learning about this half term

To recognise my own name.

To learn the names of different parts of a book.

To learn new vocabulary about myself.

Keywords

Name

Letters

Front cover

Back cover

Spine

Pages

Me

Like

Dislike

What you could do at home

Show your child how to write their name, using a capital letter for the first letter, and lowercase for the rest.

To introduce the features of a book to your child, looking at the front, cover, back cover, the spine and the pages.

To talk to your child about their likes and dislikes, introducing new vocabulary.

Useful Websites

Scan the QR codes below



Mathematics

What will we be learning about this half term

To count up to 5, using number names in order.

To explore and name 2D shapes.

To explore patterns in the environment.

Keywords

One, two, three, four and five.

Circle

Square

Triangle

Rectangle

Stripes

Spots

Colours

What you could do at home

Count objects with your child at home, counting up to 5. Remember to use one number name, for one object.

Find shapes around your home, name them and encourage your child to say the name back to you.

Look at patterns in your home, can you find any clothes with patterns on?

Useful Websites

Scan the QR codes below



Understanding the World

What will we be learning about this half term

Begin to make sense of my own life story.

To develop a positive attitude about myself.

To use our senses in hands on exploration of natural materials.

Keywords

Myself

Life

Baby

Happy

Likes

Praise

Listen

Hear

What you could do at home

Talk to your children about their life, look at pictures from when they were a baby.

Engage in conversation with your child about what they like, praise them and ask questions about their learning.

Explore the outdoor environment in the park, collect natural materials and talk about how they feel.

Useful Websites

Scan the QR codes below



Expressive Art and Design

What will we be learning about this half term

To explore primary colours.

To create portraits with line.

To take part in simple pretend play.

Keywords

Primary Colours; Blue, Yellow, Red.

Draw

Lines

Portrait

Self

Play

Home

Explore

What you could do at home

Look at primary colours with your children, find objects which are yellow, red and blue.

Encourage your child to draw a picture of their self, using the mirror to look at features of their face.

Allow your child to join in with your home routine , setting the table, baking, and washing up.

Useful Websites

Scan the QR codes below

