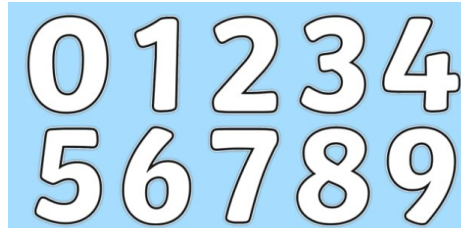





Reception Curriculum Booklet Autumn Term 1.1



Communication and Language

What will we be learning about this half term

Understanding how to listen carefully and why listening is important. We will be learning these skills through listening games and activities and through discussions about what makes a good listener.

Developing social phrases. We will be teaching these through modelled language and encouraging children to use phrases at key points in the day.

Keywords

Listen

Look

Respond

Good morning

Good afternoon

How are you?

What you could do at home

Play listening games with your child, close your eyes, what can they hear? You could play this at home, in the park or on the bus. Make a sound with an object (2 spoons together). Can they guess what made the sound?

Encourage your child to say good morning to people you see in the morning and ask them how they are. When you leave, say goodbye, see you tomorrow/see you soon.

Encourage your child to say please and thank you when they would like something or are given things.

Useful Websites



Personal, Social and Emotional Development

What will we be learning about this half term

Managing their own personal hygiene. We will be encouraging children to use the toilet independently, wash their hands after using the bathroom and before lunch, feed themselves at lunch time and put their own coats on when they go outside.

Talking about feelings and discussing things they like and dislike

Knowing and talking about factors to support health and well-being. We will be learning the importance of oral hygiene and brushing our teeth as well as making healthy food choices.

Keywords

Flush

Wash

Clean

Germ

Brush

Teeth

Toothbrush/tooth paste

Healthy

Like

Dislike

What you could do at home

Encourage and teach your child how to use the toilet independently, cleaning themselves, flushing the toilet and washing their hands. Support your child in using cutlery to feed themselves and cutting food that may be too big to eat. Promote getting dressed by themselves each morning and each evening.

Spend 2 minutes each morning and each evening brushing your child's teeth with them. Talk about why we brush our teeth.

Discuss and share healthy foods together.

Useful Websites



Physical Development

What will we be learning about this half term

Develop small motor skills. We will be developing these skills through the use of dough, threading, using scissors, using tweezers, fastening buttons and developing our pencil grips.

Develop the foundations of a handwriting style. We will be learning rhymes to help with our letter formation and we will engage in drawing activities.

Keywords

Pinch

Twist

Cut

Pull

Form

Thread

Fasten

What you could do at home

Encourage your child to fasten and unfasten the buttons on their school shirts.

Fasten and unfasten zips on their coats.

Ask your child to help you put the pegs on the washing line and take the pegs off the washing,

Teach them how to use cutlery to cut food.

Practise forming letters in your child's name and the letters they have learnt at school using the rhymes we send home and letter formation videos on school website.

Useful Websites



Literacy—Writing

What will we be learning about this half term:

Writing their name without a name card. Each morning we will self-register by writing our names. We will also encourage children to write their names on any work they complete independently.

Spell words by identifying the sounds and then writing the sound with a letter. We teach phonics daily, introducing a new sound each day. These sounds will then be used to help us write words.

Keywords

Letter

Sound

Grapheme

Phoneme

Blend

Segment


What you could do at home

Practise writing your child's name with them as often as possible.

Write shopping lists and notes with your child, can they hear any sounds in the words they want to write? What sound does the word start with?

Practise writing sounds using the phonics sheets that children will be bringing home with them.

Useful Websites



Literacy—Reading

What will we be learning about this half term

Reading individual letters by saying the sounds for them. We teach phonics daily, introducing a new sound each day.

Blending sounds in words. Blending will be taught through daily phonics and guided reading sessions.

Reading a few harder to read and spell words. These words will be taught and recapped daily.

Keywords

Letter

Sound

Grapheme

Phoneme

Blend

Segment

Hard to read and spell


What you could do at home

Read your child's guided reading book with them each evening. Encourage them to blend the sounds in the words they are reading. C-a-t = cat.

Practise reading the 'harder to read and spell words' that will be sent home each week. Hide them around the house, play games, who can read the most? Who can read them the fastest?

Complete phonics homework sheets with your child as they bring them home.

Useful Websites



Mathematics

What will we be learning about this half term

Exploring one more than and one less than numbers up to 5.

Developing an understanding of 2D shapes and their properties.

Recognising and using the vocabulary for 'more than' and 'fewer than.'

Exploring the composition of numbers up to 5.

Subitising amounts of objects up to 5 (knowing how many there are without counting)

Keywords

Count

One more

One less

Square

Circle

Rectangle

Triangle

Subitise

More

Fewer

What you could do at home

Count with your child as much as possible.

How many stairs up to bed? How many steps to the next tree when you are walking to school?

Encourage your child to help you prepare dinner, can they collect 3 onions? Can they add 6 spoons of water to the pan?

Talk about shapes you can see around the house and on your way to and from school.

What shape is the road sign? What shape are the windows?

Useful Websites



Understanding the World

What will we be learning about this half term

Talking about members of their immediate family. Children will be discussing their family members to their teachers and their friends. If possible, we will share pictures of those who are special to us.

Comparing photographs of themselves as a baby and placing photographs on a timeline.

Exploring safe screen time/ e-safety and using drawing apps on iPads.

Keywords

Special
Mum
Dad
Brother
Sister
Grandma/Nanny/Nan/Gran
Grandad
Auntie
Uncle
Cousin
Screen time/ e-safety
Photographs
Timeline

What you could do at home

Talk about who is special to your child and why they are special. If possible, bring photos of these special people into school for children to show their friends. Send a photo of your child as a baby into school.

Talk about keeping safe online and have set screen time limits for your child.

Talk about older members of your family and how older people are different to younger people.

Useful Websites



Expressive Art and Design

What will we be learning about this half term

Sing in a group or on their own. We will sing songs as a class daily, learning new songs and sharing our favourite songs.

Painting a self portrait, knowing which features I need to include. Creating models with dough. Using tape to join junk modelling materials together. Using scissors safely. Painting pictures of healthy foods.

Keywords

Sing
Song
Rhyme
Eyes
Nose
Mouth
Ears
Dough
Join
Scissors
Tape

What you could do at home

Sing songs with your child and make up silly songs about things you are doing around the house or about your routines.

Spend time looking in the mirror with your child. What can they see on their faces, what can they see on your face, is it the same? What makes your faces different? Can they draw different faces, people in their family?

Useful Websites

