






Nursery Curriculum Booklet

Autumn Term 1.2



Communication and Language

What will we be learning about this half term

To follow instructions that have more than one part.

To sing a simple song to an audience.

To learn new vocabulary relating to my family and friends.

Keywords

Communicate

Needs/wants

Listen

Singing

Audience

Family

Friends

Talk

What you could do at home

Give your child an instruction with more than one-part, for example: take off your shoes and put them by the door.

Sing familiar songs with your child, nursery rhymes such as twinkle twinkle little star and wind the bobbin up.

Talk to your child about their family members and friends from Nursery.

Useful Websites

Scan the QR codes below



Personal, Social and Emotional Development

What will we be learning about this half term

To listen to a short story and recap in my own words.

To begin to talk about my feelings.

To confidently sing 5 rhymes.

Keywords

Friendships

Together

Share

Feelings

Happy and Sad

Sing

Pitch

Rhymes/songs.

What you could do at home

Read a story with your child, one which is familiar to them. Ask questions about the story, what key events can they remember?

Talk to your child about what makes them happy and sad.

Sing different nursery rhymes with your child; Incy Wincy Spider, Twinkle Twinkle Little Star, Wind the bobbin up, Row your boat and Humpty Dumpty.

Useful Websites

Scan the QR codes below



Physical Development

What will we be learning about this half term

To know and understand the importance of brushing our teeth.

To use large muscle movements to use resources.

To hold a writing tool with a comfortable grip.

Keywords

Teeth

Brush

Care

Healthy

Movement

Gross Motor

Pencil

Making marks

What you could do at home


Model to your child how to brush their teeth independently, do this together morning and night, supporting them to brush properly.

Encourage your children to safely move equipment/toys at home, using two hands and looking for obstacles to avoid.

Practise holding and using writing tools (pens, pencils, crayons) at home.

Useful Websites

Scan the QR codes below



Literacy

What will we be learning about this half term

To handle a book with care, turning pages in sequence.

To write the initial letter of my name independently.

To use vocabulary related to stories shared.

Keywords

Book

Turn

Gently

Look after

Write

Initial letter

Stories

Listen

What you could do at home

Allow children to hold book and turn pages when sharing a story.

Encourage children to copy the initial letter from their name, using a capital letter, for the initial letter only.

To talk about the stories you share with your children; What can you see in the pictures? Which part of the story was their favourite?

Useful Websites

Scan the QR codes below



Mathematics

What will we be learning about this half term

To introduce heavy and light.

To introduce empty and full.

To understand the prepositions in front and behind.

Keywords

Heavy

Light

Empty

Full

In front

Behind

What you could do at home

Compare weight of two objects, which one is heavy? Which one is light?

Show children an empty cup and a full cup, encouraging them use the vocabulary. You could use water, pasta or rice in your cups.

Using an object, model in front and behind. E.g Using a teddy and a chair. Ask your child to stand in front of and behind the chair.

Useful Websites

Scan the QR codes below



Understanding the World

What will we be learning about this half term

To understand the terms float and sink.

To talk about the celebrations of Diwali and Christmas.

To talk about collections of materials, looking at similarities and differences.

Keywords

Float

Sink

Water

Diwali; Sikh, Hindu, Light.

Christmas; Christian, Tree, Gift.

Materials; Shells, stones, stick, leaves.

Natural/Outside

What you could do at home



Using objects in water to see if they float or sink—**Please make sure this is supervised by an adult.**

Talk with your child about different people have different beliefs. Understanding other cultures join in celebrations of Diwali and Christmas.

Look at natural objects when in the park or on your walk home from Nursery. Which materials feel the same, do any feel different?

Useful Websites

Scan the QR codes below



Expressive Art and Design

What will we be learning about this half term

To explore colour mixing, noticing a change.

To paint/draw a portrait of their friend or family member.

To play an instrument with increasing control.

Keywords

Colours

Blue, Yellow, Red.

Mix/create

Paint/draw

Features

Family/Friend

Shake/tap/beat

Play

What you could do at home

Use paint/food colouring to mix colours, to notice that colours can change.

Use paints/crayons to paint/draw a picture of their family or friend, noticing the features of the face.

Use saucepans/bowls/spoons/sticks to make sounds and tap a simple beat. Adult to model how sounds can be made.

Useful Websites

Scan the QR codes below

