




Year 3 Curriculum Booklet

Spring Term 2.1



Art and design

What will we be learning about this half term:

Outcome—to make a clay sculpture that represents ‘their Birmingham’.

To explore using clay children to use different techniques such as pinching, rolling and poking.

Joining pieces of clay together.

Keywords


Clay, manipulate, smooth, rough, sharp, form, 3D, sculpture, architecture, symbolise, pinch, tear,

What you could do at home:

Talk about Birmingham and what makes the city so great.

Explore with clay at home.

Useful Websites



Computing

What will we be learning about this half term:

To explore a new programming environment

To change the appearance of a project

To identify that commands have an outcomes

Keywords

Program, code, sequence, joining, motions, commands, build, sprite

What you could do at home:

Explore scratch.

Ask the children to show you what they learnt in their computing.

Useful Websites



Reading

What will we be learning about this half term;

Explaining the author's choice of words.

Retrieving key information from the text.

Making inferences .

Whole class text: Ling Yi's Lantern

Keywords

Retrieve, key information, vocabulary, inference, feelings, thoughts, motives

What you could do at home:

Read with your child for at least ten minutes every day. This could be a magazine, an online article or a book.

Sign their reading journal, weekly.

Ask your child to summarise what has happened in the class text so far.

Useful Websites:



Writing

What will we be learning about this half term:

Children will be exploring how to write character and setting descriptions within narratives

They will be exploring the organisational features of diaries and instructions, and writing their own.

Keywords:

Entertain, persuade, setting, Stone Age, beginning, build up, problem, resolution, expanded noun phrase, description

What you could do at home:

Read Lin Yi's Magic Lantern.

Research the Chinese Dynasty

Write a diary entry of what you did at the weekend or in the holidays

Useful Websites;



Geography

What will we be learning about this half term:

River and climate zone.

To identify and name significant river in the UK.

To understand why rivers are useful.

To compare two climates.

Keywords:

River Map/atlas Identify Source

Stream Channel Confluence

Meander Estuary

Mouth Climate Equator

Northern hemisphere

Southern hemisphere

What you could do at home:

Ask children about what they learnt in their Geography lessons.

Take children out to explore rivers

Talk about why rivers are useful and compare two climates.

Useful Website:



Mathematics

What will we be learning about this half term:

Recall and use multiplication and division facts for the 3, 4 and 8 multiplication tables.

Adding and subtracting money

Data handling

Keywords:

Multiplication, multiply, lots of, division, divide, share, calculate, altogether, total, solve, explain, reason, length, perimeter, measure, millimetres, centimetres

What you could do at home:

Practise written methods for multiplication.

Times table practise.

Measuring items at home.

Working out the perimeter of items at home.

Useful Websites:



Music

What will we be learning about this half term:

To hold and play the recorder correctly.

To play different notes on the recorder.

To be confident in playing 3 different notes on the recorder.

Keywords:

Tempo (speed) dynamics
(volume)

pitch (high and low)

pulse (regular beat)

rhythm (pattern of sounds of different lengths)

structure (the order of different sections)

What you could do at home?

Practise finding the pulse in music that you listen to (clap, stomp to the pulse)

Talk about the instruments.

Discuss what you like about different music.

Useful Websites:



Physical Education

What will we be learning about this half term:

Dance

To create actions in response to a stimulus and move in unison with a partner.

To remember, repeat and create actions to represent an idea.

To use choreographing ideas to develop our dance.

Keywords:

Dance, movement, extension,, unison, perform, motion, dynamics

What you could do at home:

Ask your child to demonstrate some of the skills they have learnt in their P.E lessons.

Encourage them to watch videos to develop their skills.

Useful Websites:



PSHE

What will we be learning about this half term:

What are families like?

How common features of positive family life often include shared experiences.

How to ask for help or advice if family relationships are making them feel unhappy, worried or unsafe.

Keywords:

Families

Family life

Caring

Relationships

Acceptance

Differences

Caring

What you could do at home:

Talk about how families are different.

Explain to the children that they can talk to you if they are upset or feel unsafe.

Useful Websites:



Religious Education

What will we be learning about this half term:

Understanding what prejudice means.

To explore the concept of fairness

To understand how we can be held accountable for our actions.

Keywords:

Integrity

Fairness,

Prejudice

Mistakes

Owning up

Accountability,


What you could do at home:

Discuss how people worship in different ways.

Discuss how religions show fairness.

Ask your child to discuss their RE learning and the importance of being together.

Useful Websites:



Science

What will we be learning about this half term:

To identify natural light sources.

To understand what light is.

To understand why we need light.

To understand that light travels.

To recognise that light from the sun can be dangerous.

Keywords:

Light

Surfaces

Reflected

Sun

Light source

Powerful

Travel

Natural

What you could do at home:

Investigate how light changes, using torches.

Create and use shadow puppets.

Talk about what lights are and whether they are a natural source of light.

Useful Websites:



