






Nursery Curriculum Booklet

Spring Term 2.1



Communication and Language

What will we be learning about this half term

To be able to talk about familiar books.

To be able to retell a story.

To learn and use new vocabulary relating to stories.

Keywords

Reading

Questions

Answer

Model

Share

Story

Retell

What you could do at home

Read books with your child and ask questions about the story, what characters are in the book?

What was their favourite part of the story?

To support your child to retell their favourite story.

Use vocabulary which you have read in story books and use in every day conversations.

Useful Websites

Scan the QR codes below



Personal, Social and Emotional Development

What will we be

learning about this half term

To gain confidence in new social situations

To understand how my friends might be feeling.

To explore emotions such as happy, sad, angry and worried.

To share my play ideas.

Keywords

Confidence

Meet

Feelings

Angry

Worried

Relationship

First

Then

What you could do at home

When reading stories with your child, explore how the characters may be feeling. How does he/she feel? How do you know?

Talk about feelings, what makes your child sad, happy, angry and worried. Talk about situations which support thinking of others feelings.

When exploring, encourage your child to use language relating to their play.

Useful Websites

Scan the QR codes below



Physical Development

What will we be learning about this half term

To recognise sequences and patterns of movement relating to music.

To hold writing equipment correctly when writing.

To throw a large ball to a friend.

Keywords

Movement

Physical

Copy

Jump

Step

Move

Left

Right

What you could do at home

Dance to music with your child, use a video to support a sequence of movement.

Provide your child with writing opportunities. Provide your child with writing opportunities, encourage them to mark make and hold their pen with a comfortable tripod grip.

Engage in ball games with your child. Throwing and catching a large ball to practise the skill.

Useful Websites

Scan the QR codes below



Literacy

What will we be learning about this half term

To identify the main characters in a story.

To understand writing goes from left to right.

To write some recognisable letters.

Keywords

Book

Phonics

Rhythm

Characters

Letters

Name

Sounds

What you could do at home

When reading with your child, talk about the main characters. Who are they? What do they look like? What do they do in the story?

Whilst reading a story, follow the words, moving your finger along as you read, modelling writing displayed from left to right.

Encourage name writing practise. Model how to correctly form letters and copying letters from their name.

Useful Websites

Scan the QR codes below



Mathematics

What will we be learning about this half term

To explore and name 3D shapes.

To talk about patterns they can see.

To count up to 5, using number names in order.

Keywords

Number

One more

3D

Cube

Cuboid

Sphere

Cylinder

Pyramid

What you could do at home

Support your child to look at and explore 3D shapes, for example a sphere is round and can roll, a cylinder is curved.

On your walk home, look at patterns in the environment, bricks, zebra crossing, on doors?

To count out 5 objects, using numbers in order from 0 up to 5.

Useful Websites

Scan the QR codes below



Understanding the World

What will we be learning about this half term

To understand we respect and care for the natural environment.

To explore forces and how they feel – push and pull.

Keywords

Care

Environment

Natural

Plants

Animals

Outdoors

Forces

Push

What you could do at home

Talk about the natural environment with your child. What creatures and insects live around us. Why is it important to care for the environment? How can we care for the environment for example, picking up litter?

Explore objects at home and test their durability. Can you push or pull the object? How does it feel? For e.g. toy car, door, chair, elastic.

Useful Websites

Scan the QR codes below



Expressive Art and Design

What will we be learning about this half term

Create characters for small world play.

Re -create small world with blocks and construction kits.

To explore joining materials using tape.

Keywords

Imaginative

Dinosaurs

Animals

Blocks

Build

Connect

Join

Rip

What you could do at home

Create small world characters with your child using recycled materials at home e.g. lolly pop sticks, bottles, cereal boxes.

Create a story line using your child's small world character, use your favourite story to support thinking and ideas.

Explore the uses of tape at home. Model tearing, ripping and cutting.

Useful Websites

Scan the QR codes below

