





Year 3 Curriculum Booklet

Summer Term 3.1



Art

What will we be learning about this half term:

Children to explore the pop art movement.

Children to create a portrait of Julius Caesar using texture.

Keywords:

Line

Shape

Texture

Portrait

Exploration

What you could do at home:

Ask your child what they have been looking at in their art lessons and try and create the same piece at home

Create repeated patterns using vegetables or card.

Useful Websites



Computing

What will we be learning about this half term:

Children will become familiar with the terms 'text' and 'images' and understand that they can be used to communicate messages. They will use desktop publishing software and consider careful choices of font size and colour.

Keywords:

Images
Communicate
Effectively
Digital painting
Desktop
Adobe spark

What you could do at home:

Explore the unit at home using an iPad or computer by changing the font/text sizes and adding images.

Speak to the children about what they have learnt in their lesson and how they can apply it.

Useful Websites



Reading

What will we be learning about this half term:

Summarising key information
Using key organisational features to find information
Infer feelings, thoughts and motives

Whole class text:
Roman Diary: The Journey of Iliona

Keywords:

Question words

Key words

Scan

Retrieve

Inference

Infer

Background knowledge

Clues

What you could do at home:

Read with your child for at least ten minutes every day. This could be a magazine, an online article or a book.

Ask them what the characters are feeling or what might happen next.

Ask your child to summarise what has happened in the text so far.

Useful Websites:



Writing

What will we be learning about this half term:

Children will be writing a narrative, set of instructions and an explanation text

Skills that will be used:

Fronted adverbials

Conjunctions used to open and extend sentences

Keywords:

Conjunctions

Commas

Clauses

Fronted adverbials

Prepositions

What you could do at home:

Make a recipe and write a set of instructions

Write a narrative about something your child has an interest about.

Practise using conjunctions in sentences

Useful Websites:



Geography

What will we be learning about this half term:

- To locate significant countries and cities from the Roman Empire
- To understand the structure of the Earth
- To understand the structure of a volcano
- To know what a volcano is and how they are formed.
- To understand the impact of volcanoes on an area

Keywords:

- Locate
- Map
- Significant
- Country, city
- Mantle
- Crust
- outer core
- inner core

What you could do at home:

- Create your own Volcano
(3rd QR code for support)
- Make your own map of Europe—
add countries, cities, landmarks as
well as interesting facts about
what you have discovered.

Useful Websites:



Mathematics

What will we be learning about this half term:

To add and subtract fractions with the same denominator (within 1)

To recognise equivalent fractions with small denominators.

To tell the time on an analogue clock

Keywords:

Add, subtract, fractions, numerator, denominator, equivalent, time, analogue, seconds, minutes, hours, am/pm, noon, midnight, duration.

What you could do at home:

Telling the time using a clock face—discussing when things will happen and how long until then.

Sharing out food or objects and discussing this as a fraction. E.g half/quarter of a pizza and 2 quarters are equivalent to a half

Useful Websites:



Music

What will we be learning about this half term:

All the learning in this unit is focused around one song: Bringing Us Together - a Disco song about friendship, peace, hope and unity.

Keywords:

Tempo (speed)
dynamics (volume)
pitch (high and low)
pulse (regular beat)
rhythm (pattern of sounds of different lengths)
structure (the order of different sections)
melody (the tune)

What you could do at home?

Practise finding the pulse in music that you listen to (clap, stomp to the pulse)

Talk about the instruments.

Discuss what you like about different music.

Useful Websites:



Physical Education

What will we be learning about this half term: Outdoor Adventure

Pupils develop problem solving skills through a range of challenges. Pupils work as a pair and small groups to plan, solve, reflect and improve on strategies.

Keywords:

Balance

Running

Communication

Teamwork

Trust

Inclusion

What you could do at home:

Ask your child to demonstrate some of the skills they have learnt in their P.E lessons.

Encourage them to watch videos to develop their skills

Useful Websites:



PSHE

What will we be learning about this half term:

Why should we eat well and look after our teeth?

What exercise do we do?

Keywords:

Healthy diet

Nutrition

Hygiene

Dentist

Balanced diet

Advice

Choices

What you could do at home:

Create a Poster with pictures and information about how to maintain a healthy diet.

Design and make a leaflet for children on how to take care of their teeth.

Useful Websites:



Religious Education

What will we be learning about this half term:

Being Open, Honest and Truthful

The story of Naboth's Vineyard

Exodus 20 and Psalm 139

The Story of the King's three children

Being Attentive to the sacred as well as the precious The story of Elijah

Keywords:

Honesty

Truth

Trust

Attentive


Sacred

What you could do at home:

Discuss how people worship in different ways

Ask your child to discuss their RE learning and the importance of being together

Useful Websites:



Science

What will we be learning about this half term:

This term's science will be focused around answering the following question:

Why is the correct nutrition important for our body?

They will be learning about food groups, nutrition, animal diets, skeletons and muscles.

Keywords:

Carbohydrates, protein, fibre, fats, vitamins, minerals, water, healthy, nutrients, energy, saturated fats, unsaturated fats, vertebrate, invertebrate, muscles, tendons, joints, skull, clavicle, scapula, ribcage, humerus, pelvis, radius, femur, tibia fibula

What you could do at home:

Ask them about the 5 food groups.

Discuss nutrition together.

Ask them to name different bones.

Useful Websites:

