






# Nursery Curriculum Booklet

Summer Term 3.1



# Communication and Language

## What will we be learning about this half term:

To learn and use new vocabulary relating to growing.

To use correct tenses in our vocabulary.

To recognise the initial sound of words.

## Keywords

Past

Tell

Observe

Features

Caterpillars

Butterflies

Grow

Cycle

## What you could do at home

Watch videos on the life cycle of a butterfly and a bean with your child. Talk about what you can see and ask your child questions.

Model vocabulary relating to the life cycle of a butterfly, using different tenses..

Ask your child which words begin with the phoneme s, a, t. For example:

's for sun', 'a for apple', 't for tent'.

## Useful Websites

Scan the QR codes below



# Personal, Social and Emotional Development

## What will we be

### learning about this half term:

To talk to others to solve conflict and find a solution.

To elaborate and negotiate a play idea.

To answer questions around the Nursery rules.

## Keywords

Rules

Follow

Feelings

Think

Others

Choose

Independent

Together

## What you could do at home

Talk to your child about sharing and taking turns. Talk about how it might feel if we didn't share and how we could resolve this independently with our friends.

Encourage your child to think of a game you could play at home, using questions to further extend their ideas.

Discuss the nursery rules with your child, walking inside, sharing etc.

## Useful Websites

Scan the QR codes below



# Physical Development

## What will we be learning about this half term:

To join in with ring games and group activities.

To take part in physical activities which include hopping, skipping and standing on one leg.

To take part in an obstacle course independently.

## Keywords

Catch

Ball

Hands

Two

Balance

Strength

Stand

Left and right

## What you could do at home

Encourage your child to take part in ring games with children to aid confidence and physical development.

Take part in 'Sticky kids' videos on YouTube with your child, practising a range of different movement.

To create a small obstacle course at home, using objects to jump over, walk around, balance on and run.

Think about using safe objects.

## Useful Websites

Scan the QR codes below



# Literacy

## What will we be learning about this half term:

To identify familiar logos.

To write some letters accurately.

To write a shopping list.

## Keywords

Print

Listen

Shopping

Top

Bottom

Writing

Logos

Initial

Sounds

## What you could do at home

Expose your child to a wide variety of reading materials– ‘Hungry Caterpillar’, ‘Jack and The Bean Stalk’, ‘Who’s my Mummy?’

Practise name writing with your child. Focus on letter formation.

Create a shopping list with your child and go on a shopping trip.

Use pen and paper to create marks. Model how a shopping list is written– from top to bottom.

## Useful Websites

Scan the QR codes below



# Mathematics

## What will we be learning about this half term:

To link amounts to numerals up to 5.

To place an object in a position when verbally given instructions.

To use mathematical language to describe what they have observed relating to change.

## Keywords

1-5

Numeral

More Less

Count

Instruction

Verbal

On top

Under

In front and behind

## What you could do at home

Encourage your child to mark make representing numbers to 5.

Work with your child to match numerals 1-5 to quantity of objects.

Using a table, basket, ball and book, instruct your child to place the ball 'on top', 'under' the table. Instruct your child to place the ball 'in front' of the basket and 'behind' the basket.

## Useful Websites

Scan the QR codes below



# Understanding the World

## What will we be learning about this half term:

To know how to plant a seed and how to look after it.

To understand the key features of a life cycle- 'A caterpillar to butterfly'.

## Keywords

Butterfly

Change

Cocoon

Caterpillar

Grow

Seed

Plant

Care

## What you could do at home

Plant a seed with your child, or grow some cress. Ensure you look after it, water, it and talk about caring for the plant with your child.

Explore the book 'The Hungry Caterpillar' with your child. Talk about the changes that the caterpillar undergoes.

## Useful Websites

Scan the QR codes below



# Expressive Art and Design

## What will we be learning about this half term:

To explore further ways of joining.

To draw what I have observed relating to growing.

To build enclosures using small world resources focusing on the book 'Who's My Mummy?'

## Keywords

Safely

Control

Join

Materials

Animals

Who

Question

Baby and mummy

## What you could do at home

Encourage your child to create observational drawings of wildlife and plants you can see outdoors.

Talk to your child about farm yard animals. Can your child name any animals? What is a baby cow called/baby sheep/baby horse, baby pig called?

Look at pictures using your home iPad/tablet/phone.

## Useful Websites

Scan the QR codes below

