






# Nursery Curriculum Booklet

Summer Term 3.2



# Communication and Language

## What will we be learning about this half term

To use full sentences when I am talking.

To debate when I disagree using words as well as actions.

To use conjunctions when talking in sentences.

## Keywords

Taking turns

Conversation

Group time

Follow

Ask

Tell

Think

## What you could do at home

Role model talking in full sentences and encourage your child to do the same, using four to six words.

Research and learn about 'People who help us' for example: A teacher, Fire Fighter, Doctor or Nurse

Encourage your child to use conjunctions when they are talking in sentences for e.g. 'because/ and'.

## Useful Websites

Scan the QR codes below



# Personal, Social and Emotional Development

## What will we be

### learning about this half term

To know who I can trust in school.

To develop appropriate ways to be assertive.

To play with a small group of children, sharing and negotiating ideas.

## Keywords

Teacher

Friends

Together

Group time

Trust

Discussion

Resources

help

## What you could do at home

Talk to your child about what it means to trust someone. Who can your child trust at home and why? Talk about 'stranger danger'.

Read the story 'Topsy and Tim go to School'. This book will help your child with the transition to Reception.

Engage your child in a discussion about Reception. How does your child feel about this transition?

## Useful Websites

Scan the QR codes below



# Physical Development

## What will we be learning about this half term

To be able to dress independently.

To remember sequences when joining in with physical activities relating to music.

To make healthy choices about engaging in activities.

## Keywords

Independent

Coat, shoes and socks

Ourselves

Toileting

Hygiene

Gross motor

Streamers, physical

Healthy lifestyle

## What you could do at home

Encourage your child to dress themselves at home and talk about personal hygiene.

What is it and why is it important?

Explore 'Sticky kids' on YouTube with your child and encourage them to join in with the actions.

Talk about healthy eating with your child. What are healthy and unhealthy foods?

## Useful Websites

Scan the QR codes below



# Literacy

## What will we be learning about this half term

To have extended conversations about stories they have listened to.

To use my letter knowledge in early writing (Shopping Lists, labelling work)

To understand language of 'up, down, round, and back' in terms of letter formation.

## Keywords

Initial Sounds

Listen

Vocabulary

Like and dislike

Favourite

Grapheme

Letter formation

Lists

Letters

## What you could do at home

Talk to your child about their favourite books. Encourage your child to talk in full sentences and talk about their like and dislikes.

Support your child to write for different purposes, using initial letters sounds to represent words. For example S for soup.

Practise name writing with your child. Talk about the letter formation using key words.

## Useful Websites

Scan the QR codes below



# Mathematics

## What will we be learning about this half term

To use marks to represent numbers 1-5.

To know a set of objects tells you a total.

To use language such as 'biggest' and 'smallest'.

## Keywords

1-5

Numeral

Smallest

Biggest

Cylinder

Cube

Sphere

Total

## What you could do at home

Encourage your child to mark make representing numbers to 5.

Model how to touch count a group of objects. Using one number name for one object.

Support your child to use the language 'smallest' and 'biggest' when ordering objects. Compare three objects of different size, which is the smallest? Which is the biggest?

## Useful Websites

Scan the QR codes below



# Understanding the World

## What will we be learning about this half term

To know the names of all my friends.

To explore different occupations relating to 'People who help us'.

To understand and discuss the similarities of different families and communities, talking about important parts of your culture.

## Keywords

Changes

My friends

History

My family

Confidence

Explore

Diversity

## What you could do at home

Talk to your child about Nursery and who are their friends that they explore with.

Talk about different professions around us. You can use the internet, books or the library.

Explore the professions of 'Paramedic' and 'Dentist'.

Draw a picture of your family. Talk about extended family who live near and far.

## Useful Websites

Scan the QR codes below



# Expressive Art and Design

## What will we be learning about this half term

To draw with increasing complexity and detail.

To identify similar sounds.

To recognise that instruments can be accessed through apps.

## Keywords

Colours

Detail

Features

Attachment

Sounds

Ipad, computer

Apps

## What you could do at home

Encourage your child to create observational drawing of 'people who help us'. Encourage your child to notice detail and features to enhance their drawings for e.g. uniform detail, detail such as a badge, stethoscope.

Use an iPad or phone to create sounds using the keyboard app. Listen to your recordings with your child. What did they enjoy?

## Useful Websites

Scan the QR codes below

