



Homework overview -Autumn 1.2 -Nursery

We would like to see any of the homework activities recorded on **Tapestry**, this can be through photographs of your child engaging in the activity or a photograph of their work. We hope you enjoy learning new skills.

W/C: 3/11/2025

Key skills

To use a pen/pencil/crayon to make marks, with a comfortable grip.



Copy patterns, drawing lines and circles.

Copy letters from your name.

Aa Bb Cc Dd Ee Ff Gg Hh Ii
Jj Kk Ll Mm Nn Oo Pp Qq Rr
Ss Tt Uu Vv Ww Xx Yy Zz

W/C: 10/11/2025

Key skills

Share a story with your child.

- Name the features of the book.
- Look at the front cover, what do you think the story is about?
- Look at the pictures inside, name any objects they don't know the name of.
- What is happening in the pictures?
- Read the words to your child.
- Talk about the book, what was their favourite part?



W/C: 17/11/2025

Key skills

To brush our teeth morning and night, with increasing independence.



Children aged 3 to 6 years.

- Brush at least twice daily for about 2 minutes with fluoride toothpaste.
- Brush last thing at night before bed and at least on 1 other occasion.
- Parents or carers should brush the teeth.
- Use children's fluoride toothpaste containing no less than 1,000ppm of fluoride (check label) unless a dentist advises family toothpaste containing between 1,350ppm and 1,500ppm fluoride.
- Use only a pea-sized amount of toothpaste.
- Spit out after brushing and don't rinse – if you rinse, the fluoride won't work as well.

(NHS.UK 2023)

W/C: 24/11/2025

Key skills

To go on a shape hunt – search and find shapes in the environment.

- Can you find a rectangle on your way to school?
- Can you see any circles on your way home?
- Can you find a square in your home?
- Can you see any triangles in your street?



Draw some of the shapes you have seen on your shape hunt.

W/C: 1/12/2025

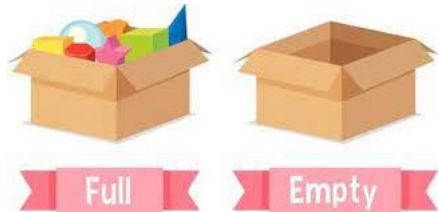
Key skills

Using a tray of water or bath-time, use two cups or jug and identify empty and full.
PLEASE SUPERVISE CHILDREN AT ALL TIMES WHEN USING WATER.

Can children identify which jug/cup is full, and which jug/cup is empty?



You could use baskets or pots to place different objects in, looking at empty and full.



W/C: 8/12/2025

Key skills

Talk about what makes me happy and sad.

- Can you talk about what makes you happy?
- Can you talk about what makes you sad?

Talk about why these things make you happy or sad?



W/C: 15/12/2025

Key skills

Recap over some of the activities from the homework sheet.

If there are any your child found challenging, or really enjoyed, use this week to revisit those activities.