


Homework Overview Summer Term 3.2

<p>Week Beginning: 01.06.2026</p> <p>Key skills</p> <p>In nursery we love to talk, we have lots of lovely conversations with our friends and teachers. To develop our communication skills, we need to use longer sentences to talk about our ideas, explain why we are doing something and engage in a conversation with an adult.</p> <p>Start a family conversation to talk about your day. Remember the important skills of conversation, to listen and take turns.</p>
<p>Week Beginning: 08.06.2026</p> <p>Key skills</p> <p>To share stories with an adult.</p> <p>Choose your favourite story book, this could be one you have at home or one from our nursery library. Can you name the features of the book? Ask an adult to share the story with you, what is happening in the pictures? Is there a favourite character within the story?</p> <p>Now draw a story map, looking at the beginning, the middle and the end. Which key events happened in the story, there is an example of a story map below. We have done lots of story maps in nursery.</p> <p>Ask an adult to help you write key words from the story to label your pictures, can you copy any of them?</p> 
<p>Week Beginning: 15.06.2026</p> <p>Key skills</p>

We have been talking about different people who help us, the teachers, our families to emergency services. We have discussed why it is important to be kind to one another and how we could help people.

Using the box template draw somebody who helps you, or somebody you have helped. Think about the person you are drawing, what features do they have, have they got long hair or short hair, or do they cover their hair? Use detail in your drawing.



Week Beginning: 22.06.2026

To use marks to represent numerals.

Using the number cards, choose a number and draw the correct number of lines, crosses, or circles to represent the number? Now count to check you were correct. Start with numerals to five, then to ten.



Week Beginning: 29.06.2026

Key skills

As we are coming to the end of our first nursery year, we are talking about how we can get ready for September.

It is very important that we can be independent, can you practise putting on your shoes, coat and dressing yourself ready for school. Make sure you get your clothes ready the night before.



www.shutterstock.com - 354710786

Week Beginning: 6.07.2026

Key skills

To write our names using the correct letter formation.

It is important that we teach children how to correctly form their letters, ready for writing in Reception. We need to ensure that we are holding our pencil/pen in a comfortable grip which allows us to control our pencil when forming letters. Can you practise name writing with your child. Please use the QR codes to show videos modelling correct letter formation.

Please remember we do not use all capital letters when writing our name. Only the first letter should be a capital.



1

2

3

4

5

6

7


8

9

10


Week beginning:

Can you draw somebody who helps you at school, at home or in your community?



Story Map.

Choose your favourite story to draw a story map about. Use this paper for your map. Don't forget to draw the characters and key events from the story.

A large, empty rectangular box with a thin black border, intended for students to draw their story maps.