



Homework overview Summer 3.1 Nursery

W/C: 03.04.23
Key skills
<p>To practise writing your name. Ensure there is a capital letter at the beginning of the name and the rest of the letters are in lower case. You can also encourage your child to write their surname.</p> <p>Adult to role model first</p> <p>Children can practise writing their name on paper, cardboard boxes, on the ground using chalk or using their fingertips in flour.</p>
 
W/C: 10.04.23
Key skills
<p>To identify and describe the properties of 2D shapes- square, triangle, square and rectangle.</p> <p>How many sides does the shape have?</p> <p>How many corners does this shape have?</p>
W/C: 17.04.23
Key skills
<p>To identify and describe the properties of 3D shapes- Cylinder, Cube and cone</p> <p>How many faces does this shape have?</p> <p>How many corners does this shape have?</p>
W/C: 24.04.23
Key skills
<p>To recognise numbers 1-10. Children to work with an adult and find numbers 1-10 around the house. Explore household objects such as clocks, remotes, food boxes etc.</p>
W/C: 01.05.23
Key skills

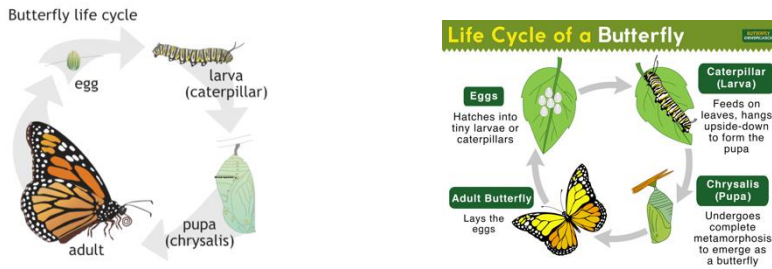
To match numerals to quantity. Child to focus on numbers 1-10
Child to find group of items around the home to match numerals 1-10.

Can your child write the numbers 1-5?

W/C: 08.05.23

Key skills

To understand the key features of a life cycle
Adult and child to work together and explore the life cycle of a butterfly. Can your child draw the life cycle of a butterfly.
Do not forget to draw the egg, caterpillar, chrysalis and butterfly.



W/C: 15.05.23

Key skills

To draw a story map with an adult to show what happens in a story. What happens at the beginning of the story, the middle and the end?- Focus on the stories- 'The Hungry caterpillar' and 'Jack and the Bean Stalk'



W/C: 22.05.23

Key skills

To explore and research the names of animal young
For e.g. A cow has a baby calf. A pig has a baby piglet. A goat has a baby kid.
You can use the library, iPad, or books for your research.

W/C: 29.05.23

Key skills

To draw a picture of their favourite animal. Children to choose an animal. It can be a farm or a wild animal. What does their chosen animal look like? How many legs does it have? What colour is their skin or fur? What does it sound like?

Children can draw their animal using crayons, felt tips or even draw on their iPad using the 'scribaloo' app. Encourage your child to focus on facial features such as eyes, nose, mouth, cheeks.

