





# Year 3 Curriculum Booklet

## Spring Term 2.2



	Autumn 1	Autumn 2	Spring 1	Spring 2	Summer 1	Summer 2
School Value	Respect	Honesty	Friendship	Commitment	Understanding	Equality
Art and Design	Stone Age Cave Art	NA	Our Birmingham Sculpture	NA	Pop Art Portraits	NA
Design Technology	NA	Structures: Shell structures	NA	Textiles: 2D shape to 3D product	NA	Food: Healthy and varied diet
Computing	Online Safety ECC: Drawing: Portraits	Sphero—Skittles	We are programmers (Scratch)	Publisher	ECC: Code—Learn to code1	ECC Music—Chords and Melody
English Reading	Stone Age Boy The First Drawing	The Boy with the Bronze Axe	Lin Yi's Lantern The Willow Pattern Story	Alice in Wonderland	Roman diary the story of Iliona	Escape from Pompeii Romans on the Rampage
English Writing	Narrative Non-chronological report	Narrative Letter	Narrative Newspaper report Poetry	Narrative Diary	Letter Biography	Narrative Non-chronological report Poetry
Geography	Settlement and Hills	NA	Rivers and Climate	NA	Europe and Volcanoes	NA
History	NA	What can archaeology tell us about the prehistoric period?	NA	What do we know about the Shang Dynasty from Fu Hao's tomb?	NA	What did the Romans do for us?

	Autumn 1	Autumn 2	Spring 1	Spring 2	Summer 1	Summer 2
Mathematics	Place Value up to 1000 Addition Subtraction	Multiplication Division	Multiplication Division Money statistics	Length Perimeter Fractions	Fractions Time	Shape Mass and Temperature
Music	Three Little Birds Reggae	The Dragon Song A pop song that tells a story	Recorders	Recorders	Bringing Us Together Disco	Exploring sound— Rhythm
Physical Education	Fundamental Fitness	Ball Skills Gymnastics	Dance Outside adventurous Activities	Yoga Outside adventurous Activities	Athletics Handball	Athletics Tennis
Personal, Social, Health, Economic Education	How can we be a good friend?	What keeps us safe?	What are families like?	What makes a community?	Why should we eat well and look after our teeth?	Why should we keep active and sleep well?
Religious Education	Sharing and being generous Caring for others, animals and the environment	Creating unity and harmony Participating and willing to lead	Being fair and just Being accountable and living with integrity	Remembering roots Being loyal and steadfast	Being open, honest and truthful Being silent and attentive to and cultivating a sense for the sacred and transcendent	Being courageous and confident Being hopeful and visionary
Science	Where do rocks come from?	How do magnets effect different materials?	How does light reflect?	How are plant built to enable growth and reproduction?	Why is the correct nutrition important for our body?	How are shadows made and how can they be changed?
Mandarin	Knowledge about China Greetings Pinyin Characters	Numbers Mid Autumn festival The legend of Chang E Christmas celebration in China	Chinese New year tradition and customs Chinese Zodiac story Zodiac animals	Family members Introducing my family Chinese family culture	Body parts Songs	Revision Cultural project

# Design Tecnology

## What will we be learning about this half term:

To investigate a range of textile products.

To explore stitching techniques.

To create a project using textiles.

## Keywords

fastening

compartment, zip

button, structure

finishing technique

strength , weakness

stiffening , template

stitch, seam

## What you could do at home:

Discuss what your child has done during the lesson.

Practise stitching with a parent.

Practise different types of stitches e.g. Running stitch, blanket stitch, zig zag stitch

## Useful Websites



# Computing

## What will we be learning about this half term:

Branching databases

This unit progresses learners' knowledge and understanding of the categories of data handling, with a particular focus on implementation.

Keywords

Database, attributes

Images, objects

Application

## What you could do at home:

Explore the unit at home using an iPad or computer.

Speak to the children about what they have learnt in their lesson and how they can apply it.

## Useful Websites



# Reading

## What will we be learning about this half term:

Making inferences about what a character is feeling

Making predictions about what might happen next

Summarising a text,

**Whole class text: Alice's Adventures in Wonderland** by Lewis Carroll

## Keywords

Inference,

Feelings,

Thoughts

Motives

Summarise



## What you could do at home:

Read with your child for at least ten minutes every day. This could be a magazine, an online article or a book.

Ask them what the characters are feeling or what might happen next.

Ask your child to summarise what has happened in the class text so far.

## Useful Websites:



# Writing

## What will we be learning about this half term:

Writing an adventure narrative  
Writing a diary entry linked to real life events.

How to use action within a narrative to move the story on.

## Keywords:

Adventure, diary

Real life, conjunctions

Coordinating ,subordinating

Commas

## What you could do at home:

Ask the children to start a diary at home

Read adventure stories

Practise writing adventure stories

## Useful Websites;



# History

## What will we be learning about this half term:

What do we know about the Shang dynasty from Fu Hao's tomb?

Key facts about the Shang Dynasty.

The timeline of events during the Shang Dynasty.

## Keywords

Tomb, Dynasty, Noble

Hierarchy/hierarchical

Ruler/ruling

Emperor, Oracle

Ancestors/ancestry

Ritual

Sacrifice/sacrificial

## What you could do at home

Ask children about what they learnt in their history lessons.

Compare the different periods in history.

## Useful Websites





# Mathematics

## What will we be learning about this half term:

To measure, compare and subtract lengths, mass and volume

To measure the perimeter of 2D shapes

To recognise, write and use fractions of objects

## Keywords:

Measure, compare, add, subtract, length, mass, volume

Capacity, numerator, denominator, unit fractions, non-unit fractions

## What you could do at home:

Measuring items at home

Working out the perimeter of items at home

Sharing out food or objects and discussing this as a fraction. E.g

## Useful Websites:



# Music

## What will we be learning about this half term:

To hold and play the recorder correctly

To play different notes on the recorder

To be confident in playing 3 different notes on the recorder

## Keywords:

Tempo (speed)

dynamics (volume)

pitch (high and low)

pulse (regular beat)

rhythm (pattern of sounds of different lengths)

structure (the order of different sections)

melody (the tune)

## What you could do at home?

Practise finding the pulse in music that you listen to (clap, stomp to the pulse)

Talk about the instruments.

Discuss what you like about different music.

Practise playing the notes on your recorder at home

## Useful Websites:



# Physical Education

## What will we be learning about this half term: Yoga

Mindfulness and body awareness.

Yoga poses and techniques that will help connect mind and body.

Improve well being by building strength, flexibility and balance.

Breathing and meditation

Create their own yoga flows.

## Keywords:


Meditation, breathing, mindfulness, yoga flows, techniques, strength, flexibility, balance, co-ordination, calmness

## What you could do at home:

Ask your child to demonstrate some of the skills they have learnt in their P.E lessons.

Encourage them to watch videos to develop their skills

## Useful Websites:



# PSHE

**What will we be learning about this half term:**

**What makes a community?**

How we belong to different groups and communities.

What is meant by a diverse Community?

How a community supports people within it.

**Keywords:**

Community, diverse, respect, support, question, democracy, rules, laws, responsibility, role, belonging/belong

**What you could do at home:**

Think about your community, and who is a part of it.

What does your community do?

Who does your community help?

How?

**Useful Websites:**



# Religious Education

## What will we be learning about this half term:

- To understand what remembrance is
- To understand what hardship is
- To explore the qualities of friendship
- To know what commitment is

## Keywords:

- Commitment
- Friendship,
- Remembrance
- Hardship
- Equality
- Perseverance

## What you could do at home:

- Discuss how people worship in different ways
- Ask your child to discuss their RE learning and the importance of being together

## Useful Websites:



# Science

## What will we be learning about this half term:

- To know the parts of plants
- To know what plants need to grow
- To know how water is transported in plants
- To know why flowers are important
- To explore different methods of seed dispersal

## Keywords:

Leaves, stem, roots, flower, transport, nutrients, evaporate, disperse, adaptations

## What you could do at home:

- Talk about different plants you see out and about.
- Ask them what they have been learning about.
- Plant a seed with your child.
- Observe the changes that it goes through
- Label different parts of a plant that you have at home and describe the functions

## Useful Websites:

